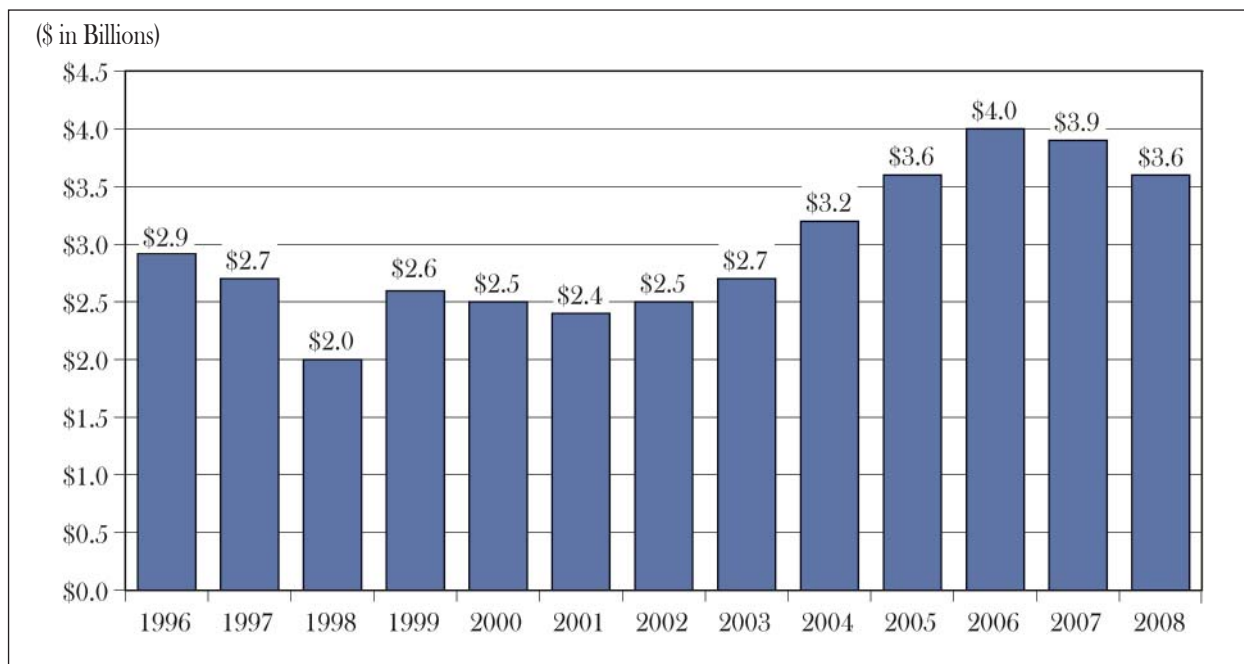


Alaska's Top Export Partners

Rank		U.S. Dollars			% Change
		2006	2007	2008	2008/2007
1	Japan	\$1,091,523,446	\$882,596,623	\$1,078,943,218	22.25
2	China	\$474,279,855	\$715,666,333	\$733,090,679	2.43
3	Canada	\$451,398,574	\$547,616,765	\$369,627,220	-32.5
4	Korea	\$725,681,530	\$702,932,842	\$366,054,171	-47.92
5	Germany	\$241,527,683	\$202,178,610	\$208,060,215	2.91
6	Switzerland	\$115,152,768	\$132,355,813	\$148,232,334	12
7	Taiwan	\$13,753,163	\$28,687,584	\$109,134,240	280.42
8	Netherlands	\$124,533,651	\$113,854,843	\$104,616,417	-8.11
9	Portugal	\$43,474,803	\$53,293,341	\$58,552,527	9.87
10	France	\$29,102,692	\$41,522,401	\$44,025,692	6.03
11	Belgium	\$94,202,870	\$48,987,626	\$36,363,941	-25.77
12	Spain	\$143,748,487	\$143,317,377	\$30,391,266	-78.79
13	Mexico	\$128,983,380	\$63,846,772	\$29,848,805	-53.25
14	Finland	\$38,747,835	\$65,953,116	\$25,326,048	-61.6
15	Norway	\$21,684,938	\$31,656,828	\$25,150,871	-20.55
16	Thailand	\$18,194,552	\$36,159,324	\$21,943,812	-39.31
17	United Kingdom	\$36,753,469	\$27,717,232	\$21,875,093	-21.08
18	Russia	\$10,829,260	\$13,816,278	\$19,214,467	39.07
19	Singapore	\$10,905,632	\$12,700,329	\$17,598,104	38.56
20	Denmark	\$7,629,164	\$6,272,059	\$17,338,590	176.44
	Other	\$224,101,059	\$138,762,783	\$103,720,522	
	Total	\$4,046,208,811	\$4,009,894,879	\$3,569,108,232	-10.99

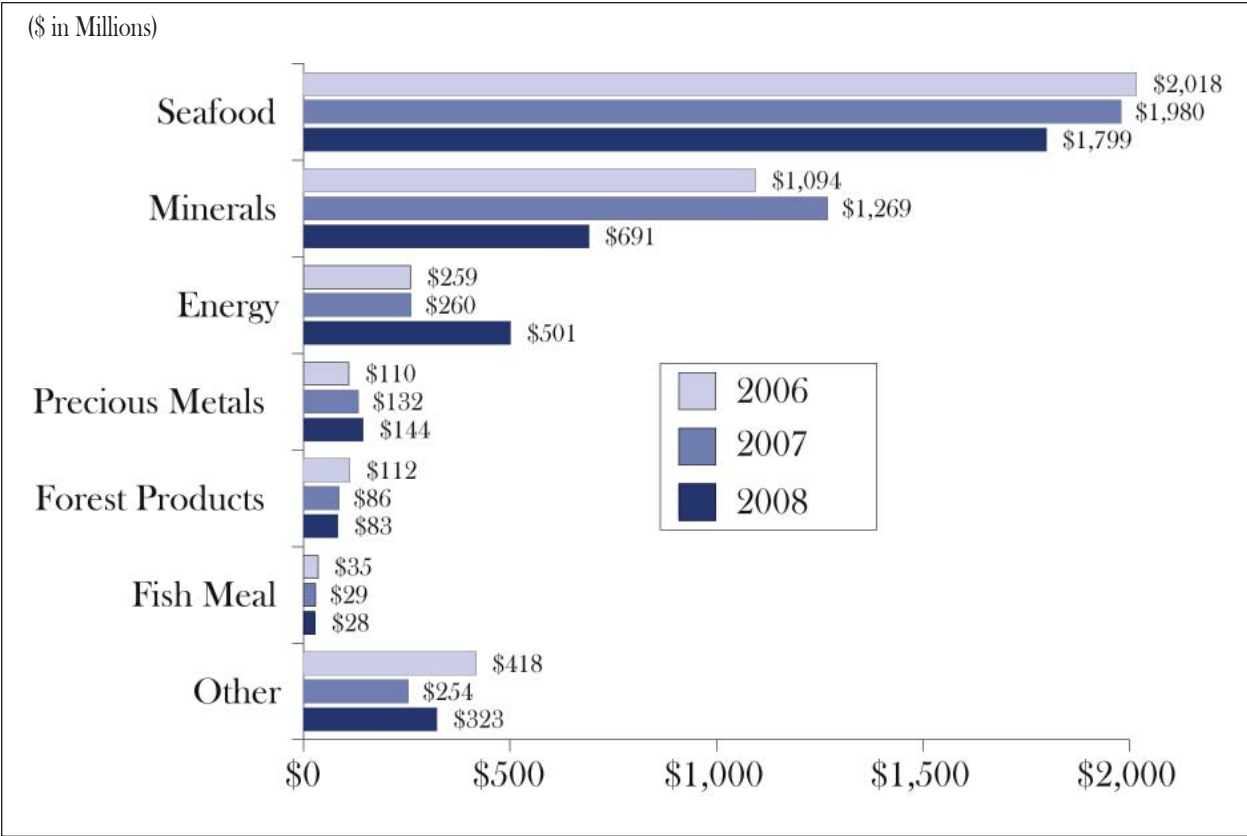
Alaska's Total Exports



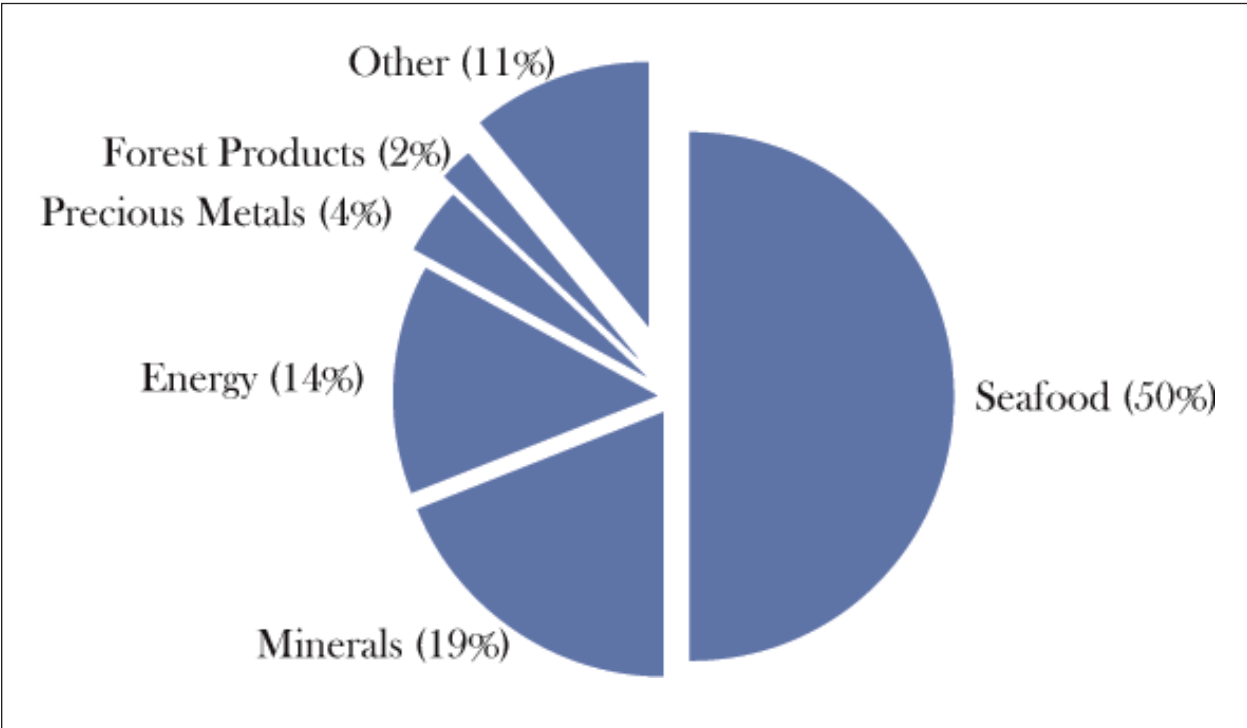
Source: U.S. Census Bureau February 2009

For more information about Alaska's exports, please contact the Governor's Office of International Trade, Patricia.Eckert@alaska.gov

Alaska's Major Exports

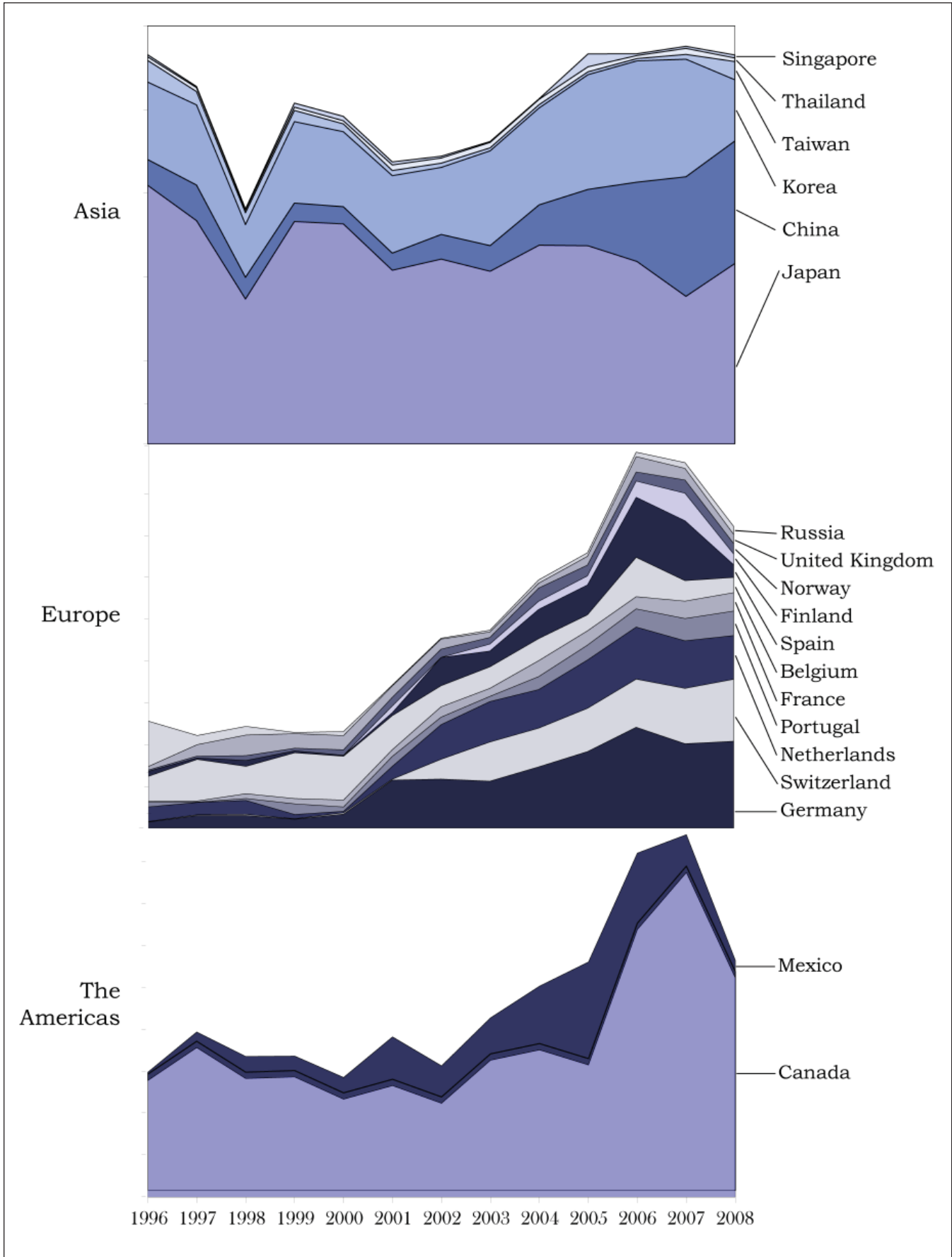


Alaska's 2008 Total Exports



Source: U.S. Census Bureau February 2009
 For more information about Alaska's exports, please contact the Governor's Office of International Trade, Patricia.Eckert@alaska.gov

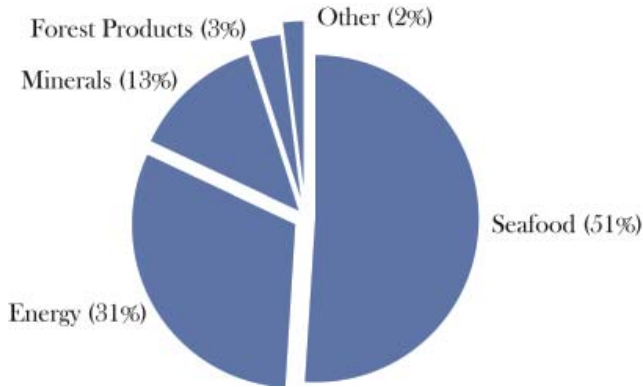
Alaska's Top Export Partners



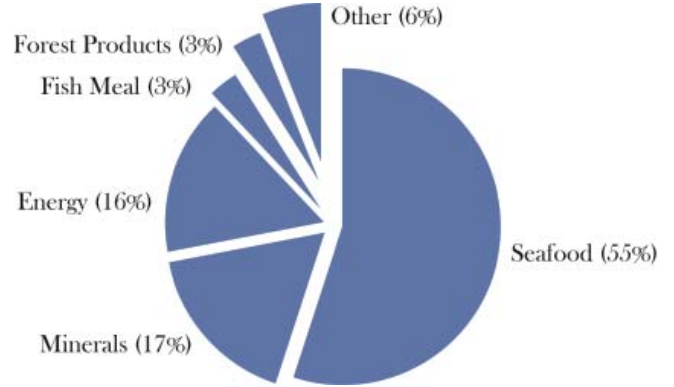
Source: U.S. Census Bureau February 2009

For more information about Alaska's exports, please contact the Governor's Office of International Trade, Patricia.Eckert@alaska.gov

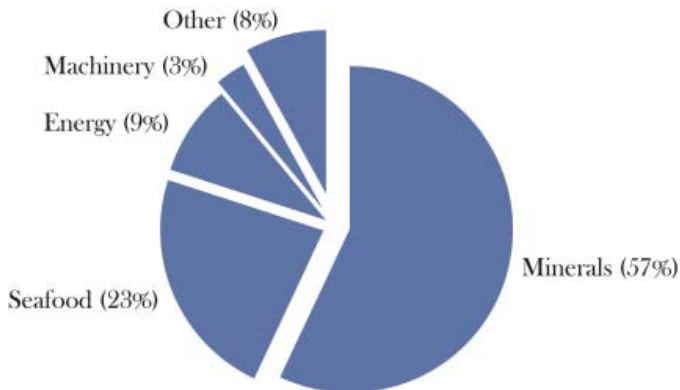
Alaska 2008 Exports to Japan
\$1.1 Billion



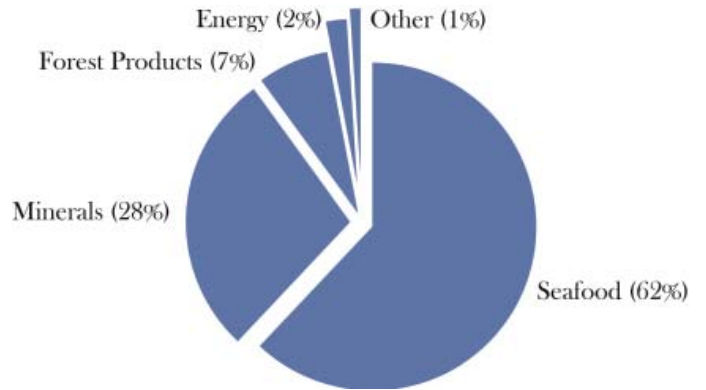
Alaska 2008 Exports to China
\$733 Million



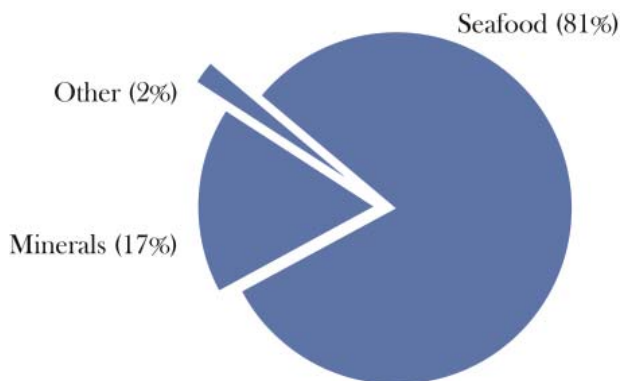
Alaska 2008 Exports to Canada
\$370 Million



Alaska 2008 Exports to Korea
\$366 Million



Alaska 2008 Exports to Germany
\$208 Million



Alaska 2008 Exports to Switzerland
\$148 Million

